

Climate
Control

IMI TA

PRK



Plastic pipe couplings
Suitable for PE pipes

PRK

This plastic pipe coupling is suitable for PE pipes, SDR 11 and SDR 17, of material PE40, PE80, PE100 and PE100RC, and can be used both above and underground. Its impressive list of features includes injection-moulded acetal plastic trust screws with UV stabilizer. Resistant to sunlight, these ensure more reliable, trouble-free operation. For easier maintenance, the PRK can be dismantled and reassembled.



Key features

Comprehensive and flexible range

Ensures rapid installation.

No loose parts

A near-single unit construction allows for quick and easy installation.

AMETAL® construction

Dezincification-resistant alloy that guarantees a longer coupling lifetime, and lowers the risk of leakage.

Technical description

Application:

Polyethylene piping, SDR 11 and SDR 17, of material PE40, PE80, PE100 and PE100RC according to EN 12201.

NOTE: Use reinforcing bush (liner) for SDR 17 up to 63 mm and for SDR 11 20 mm to 50 mm.

For PVC pipes with special thrust screw and cone, see Accessories.

PRK-coupling with FPL thrust nut for soft and hard copper pipes and soft steel pipes. A support bush must be used for soft copper and steel pipes. See catalogue leaflet FPL for complete details.

Dimensions:

16 to 63 mm

Special couplings not included in the standard range can be produced by means of reductions.

Max. working pressure:

Same as that appropriate for the piping. (Coupling max 1.6 MPa = 16 bar).

Max. vacuum:

99% = 750 mm Hg

Temperature:

Max. working temperature: 40°C

Material:

Body: AMETAL® or gunmetal (allows underground installation).

Thrust screw: Acetal plastic

Thrust screw for dim 63, of AMETAL® with cone of Acetal plastic.

AMETAL® is the dezincification resistant alloy of IMI.

Threads:

All bodies have pipe threads, which can be used as pipe connections.

Approvals:

Approved for tapwater systems by RISE Certification, Sweden.

(Not valid for sliding straight coupling 53 423-0xx).

PRK Special couplings

Special couplings

With reducer units (Article No 53 425-xxx, 53 426-xxx, 53 427-xxx) many non-standard variations can be made. Always commence sizing with the largest inlet dimension.

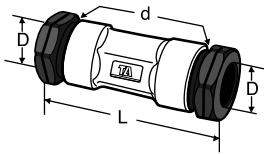
Example:

Reducing straight coupling

63 x G1 1/2:

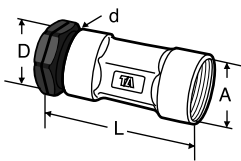
Choose: Article No 53 402-663 and 53 425-040.

Standard products – Straight



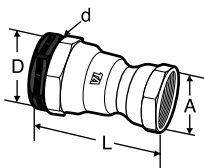
Straight coupling

D	d	L*	EAN	Article No
16	G1/2	78	7318792880803	53 401-116
20	G3/4	84	7318792880902	53 401-120
25	G1	93	7318792881107	53 401-125
32	G1 1/4	113	7318792879807	53 401-032
40	G1 1/2	120	7318792879906	53 401-040
50	G2	140	7318792880209	53 401-050
63	G2 1/2	164	7318792880506	53 401-063



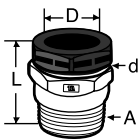
Adaptern, internal thread

DxA***	d	L*	EAN	Article No
16xG1/2	G1/2	68	7318792882708	53 402-116
20xG3/4	G3/4	73	7318792882906	53 402-120
25xG1	G1	81	7318792883002	53 402-125
32xG1 1/4	G1 1/4	95	7318792881800	53 402-032
40xG1 1/2	G1 1/2	100	7318792881909	53 402-040
50xG2	G2	117	7318792882104	53 402-050



Reducing adapter, internal thread

DxA***	d	L*	EAN	Article No
20xG1/2	G3/4	71	7318792883507	53 402-720
25xG3/4	G1	77	7318792883606	53 402-725
32xG1	G1 1/4	92	7318792883101	53 402-632
40xG1	G1 1/2	97	7318792881701	53 402-010
40xG1 1/4	G1 1/2	101	7318792883200	53 402-640
50xG1 1/2	G2	111	7318792883309	53 402-650
63xG2	G2 1/2	130	7318792883408	53 402-663



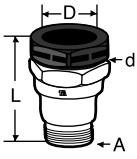
Adapter, external thread

DxA**	d	L*	EAN	Article No
16xR1/2	G1/2	40	7318792884504	53 403-116
20xR3/4	G3/4	45	7318792884603	53 403-120
25xR1	G1	51	7318792884702	53 403-125
32xR1 1/4	G1 1/4	60	7318792884207	53 403-032
40xR1 1/2	G1 1/2	64	7318792884306	53 403-040
50xR2	G2	73	7318792884405	53 403-050

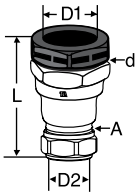
*) L refers to mounted coupling.

**) External short conical thread.

***) Connects to plastic pipe with thrust screw 53 431.


Reducing adapter, external thread

DxA**	d	L*	EAN	Article No
20xR1/2	G3/4	58	7318792885303	53 403-720
25xR3/4	G1	64	7318792885402	53 403-725
32xR3/4	G1 1/4	75	7318792884009	53 403-006
32xR1	G1 1/4	77	7318792884900	53 403-632
40xR1	G1 1/2	83	7318792884108	53 403-010
40xR1 1/4	G1 1/2	83	7318792885006	53 403-640
50xR1 1/2	G2	92	7318792885105	53 403-650
63xR2	G2 1/2	109	7318792885204	53 403-663

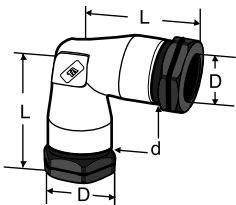

Straight coupling with FPL

Incl. reinforcing bush (red) for SDR 17 pipes.

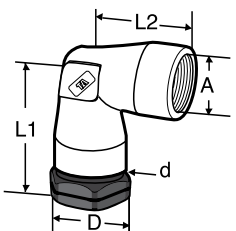
D1xD2	d	A	L*	EAN	Article No
40x28	G1 1/2	M34x1,5	99	7318793857705	53 403-240

*) L refers to mounted coupling.

**) Male short conical thread.

Standard products – Elbow

Elbow

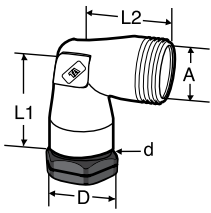
D	d	L*	EAN	Article No
16	G1/2	47	7318792886706	53 404-116
20	G3/4	53	7318792886805	53 404-120
25	G1	60	7318792886904	53 404-125
32	G1 1/4	73	7318792886300	53 404-032
40	G1 1/2	82	7318792886409	53 404-040
50	G2	96	7318792886508	53 404-050
63	G2 1/2	115	7318792886607	53 404-063


Elbow, internal thread

DxA***	d	L1*	L2*	EAN	Article No
16xG1/2	G1/2	47	37	7318792888205	53 405-116
20xG3/4	G3/4	53	41	7318792888304	53 405-120
25xG1	G1	60	47	7318792888403	53 405-125
32xG1 1/4	G1 1/4	73	55	7318792887802	53 405-032
40xG1 1/2	G1 1/2	82	61	7318792887901	53 405-040
50xG2	G2	96	73	7318792888007	53 405-050
63xG2 1/2	G2 1/2	115	85	7318792888106	53 405-063

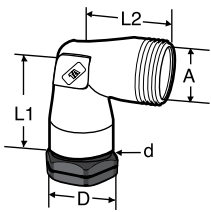
*) L, L1, L2 refers to mounted coupling.

***) Connects to plastic pipe with thrust screw 53 431.



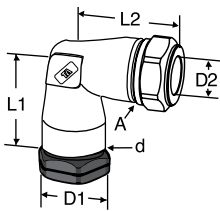
Elbow, external thread

DxA**	d	L1*	L2*	EAN	Article No
16xR1/2	G1/2	47	30	7318792889905	53 406-116
20xR3/4	G3/4	53	35	7318792890000	53 406-120
25xR1	G1	60	40	7318792890109	53 406-125
32xR1 1/4	G1 1/4	73	48	7318792889509	53 406-032
40xR1 1/2	G1 1/2	82	50	7318792889608	53 406-040
50xR2	G2	96	60	7318792889707	53 406-050



Reducing elbow, external thread

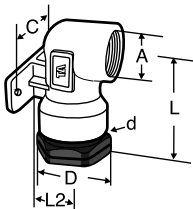
DxA**	d	L1*	L2*	EAN	Article No
32xR3/4	G1 1/4	73	48	7318792889103	53 406-006
32xR1	G1 1/4	73	48	7318792889202	53 406-007
40xR1	G1 1/2	82	50	7318792889301	53 406-010
40xR1 1/4	G1 1/2	82	50	7318792889400	53 406-011
63xR2	G2 1/2	115	70	7318792890208	53 406-663



Elbow with FPL

Incl. reinforcing bush (red) for SDR 17 pipes.

D1xD2	d	A	L1*	L2*	EAN	Article No
32x22	G1 1/4	M28x1,5	69	61	7318793885807	53 406-232
40x28	G1 1/2	M34x1,5	82	66	7318793857804	53 406-240



Elbow with wallplate, internal thread

Nickel-plated

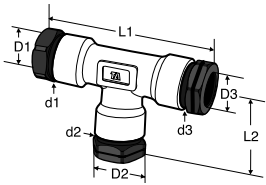
DxA***	d	L*	L2	C/C	EAN	Article No
16 x G1/2	G1/2	57	21	40	7318792900204	53 418-716
20 x G1/2	G3/4	57	21	40	7318792900303	53 418-720
25 x G3/4	G1	61	25	40	7318792900402	53 418-725

*) L, L1, L2 refers to mounted coupling.

**) External short conical thread.

***) Connects to plastic pipe with thrust screw 53 431.

Standard products – Tee

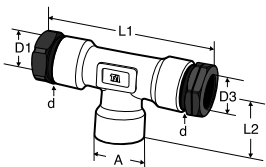


Tee

D1xD2xD3	d1xd2xd3	L1*	L2*	EAN	Article No
16	G1/2	94	47	7318792896804	53 410-116
20	G3/4	105	53	7318792897108	53 410-120
25	G1	119	60	7318792897306	53 410-125
32	G1 1/4	146	73	7318792891007	53 410-032
40	G1 1/2	162	82	7318792891403	53 410-040
40 x 32 ¹⁾	G1 1/2 x G1 1/4	162	80	7318792893001	53 410-062
50	G2	190	96	7318792892202	53 410-050
50 x 40 ¹⁾	G2 x G1 1/2	190	95	7318792894503	53 410-079
63	G2 1/2	230	115	7318792893100	53 410-063
63 x 40 ¹⁾	G2 1/2 x G1 1/2	200	94	7318792895708	53 410-093

1) Reducing Tee

When dimensions 1 and 3 are the same, only 1 is given.



Tee, internal thread

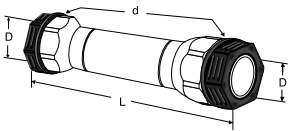
D1xA***xD3	d	L1*	L2	EAN	Article No
25 x G1	G1	119	47	7318792899805	53 415-125
32 x G1 1/4	G1 1/4	146	55	7318792898600	53 415-032
40 x G1 1/2	G1 1/2	162	61	7318792898709	53 415-040
50 x G2	G2	190	73	7318792899003	53 415-050
63 x G2 1/2	G2 1/2	230	85	7318792899102	53 415-063

When dimensions 1 and 3 are the same, only 1 is given.

*) L1, L2 refers to mounted coupling.

***) Connects to plastic pipe with thrust screw 53 431.

PRK – For renovation

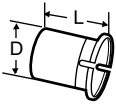


Sliding straight coupling

D	d	L*	EAN	Article No
32	G1 1/4	170	7318792901904	53 423-032
40	G1 1/2	179	7318792902000	53 423-040
50	G2	193	7318792902109	53 423-050
63	G2 1/2	230	7318792902208	53 423-063

*) L refers to mounted coupling.

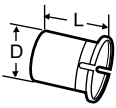
Accessories



Reinforcing bush (red)

NOTE: Must be used on SDR 17 pipes.

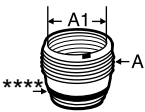
Dy	D	L	EAN	Article No
32	27,2	37	7318792900907	53 420-032
40	34,2	38	7318792901003	53 420-040
50	43,0	45	7318792901102	53 420-050
63	54,2	50	7318792901201	53 420-063



Reinforcing bush (blue)

NOTE: Must be used on SDR 11 pipes.

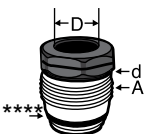
Dy	D	L	EAN	Article No
20	14,8	30	7318792901409	53 420-320
25	19,8	32	7318792901508	53 420-325
32	25,2	37	7318792901607	53 420-332
40	31,4	38	7318792901706	53 420-340
50	39,6	45	7318792901805	53 420-350



Reducer, external thread x internal thread

A	A1	EAN	Article No
G3/4	G1/2	7318792902604	53 425-016
G1	G3/4	7318792902703	53 425-020
G1 1/4	G1	7318792902802	53 425-025
G1 1/2	G1 1/4	7318792902901	53 425-032
G2	G1 1/2	7318792903007	53 425-040
G2 1/2	G2	7318792903106	53 425-050

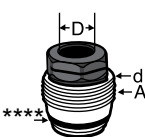
****) O-ring sealing



Reducer with thrust screw, external thread

A	D	d	EAN	Article No
G3/4	16	G1/2	7318792904004	53 426-016
G1	20	G3/4	7318792904103	53 426-020
G1 1/4	25	G1	7318792904202	53 426-025
G1 1/2	32	G1 1/4	7318792904301	53 426-032
G2	40	G1 1/2	7318792904400	53 426-040
G2 1/2	50	G2	7318792904509	53 426-050

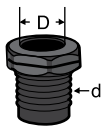
****) O-ring sealing



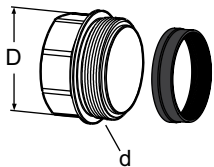
Two step reducer with thrust screw, external thread

A	D	d	EAN	Article No
G1	16	G1/2	7318792904608	53 427-016
G1 1/4	20	G3/4	7318792904707	53 427-020
G1 1/2	25	G1	7318792904806	53 427-025
G2	32	G1 1/4	7318792904905	53 427-032
G2 1/2	40	G1 1/2	7318792905001	53 427-040

****) O-ring sealing



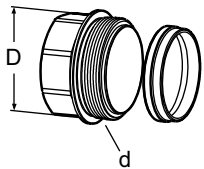
(-063)



Thrust screw for PE pipe

Acetal plastic

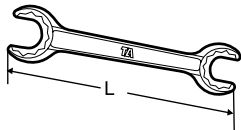
D	d	EAN	Article No
16	G1/2	7318792905209	53 431-016
20	G3/4	7318792905308	53 431-020
25	G1	7318792905407	53 431-025
32	G1 1/4	7318792905506	53 431-032
40	G1 1/2	7318792905605	53 431-040
50	G2	7318792905704	53 431-050
AMETAL®			
63	G2 1/2	7318792905803	53 431-063



Thrust screw and cone for PVC pipe

AMETAL®

D	d	EAN	Article No
32	G1 1/4	7318792906305	53 431-632



Installation wrench

Dim	L	EAN	Article No
20 - 25	224	7318793797308	53 499-020
32 - 40	280	7318792913402	53 499-032
50 - 63	380	7318792913501	53 499-050