

Climate
Control

IMI Heimeier

Calypso F-exact



Thermostatic Radiator Valves

Thermostatic valve body with stepless precision presetting – for low flows and high temperature differences

Calypso F-exact

Calypso F-exact thermostatic valve bodies are used in two-pipe warm water pump heating systems with normal to high temperature spread. The integrated stepless precision presetting makes precise hydraulic balancing possible with the aim of providing all heat consumers with hot water according to their heat requirements. The valve has an optimized noise performance.



Key features

Optimised noise behaviour

Through specially designed setting

Very low flow

For district heating systems with high temperature differences

Double O-ring seal

For durable and maintenance free operation

Technical description

Applications:

Heating systems

Function:

Control
Stepless presetting
Shut-off

Dimensions:

DN 10-15

Pressure class:

PN 10

Temperature:

Max. working temperature: 120°C, with protection cap or actuator 100°C.
Min. working temperature: 2°C.

Materials:

Valve body: Brass
O-rings: EPDM rubber
Valve disc: EPDM rubber
Return spring: Stainless steel
Valve insert: Brass, PPS (polyphenylsulphide) and SPS (syndiotactic polystyrene)
The complete thermostatic insert can be replaced using the IMI Heimeier fitting tool without draining the system.
Spindle: Niro-steel spindle with double O-ring sealing.

Surface treatment:

Valve body and fittings are nickel-plated.

Marking:

THE, country code, flow direction arrow, DN and KEYMARK-Designation. II+ Designation.
Red protection cap.

Standards:

Calypso exact valves meet the following requirements:
– KEYMARK certified and tested to DIN EN 215, series F.
– the “highly expanded version” and the “standard version” of the specification FW 507 drawn up by the Arbeitsgemeinschaft Fernwärme (AGFW) (Working Group for District Heating).



011



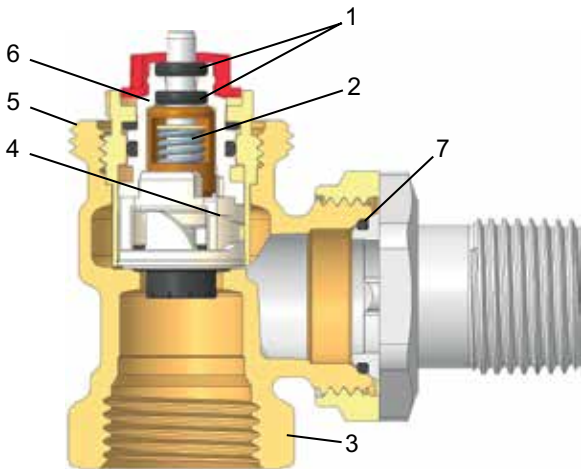
Pipe connection:

The internal-threaded version is designed for connection to threaded pipe, or in conjunction with compression fittings, to copper or precision steel pipe. With double connection fitting suitable for compression fitting for multi-layer pipes.

Connection to thermostatic head and actuator:

IMI Heimeier M30x1,5

Construction



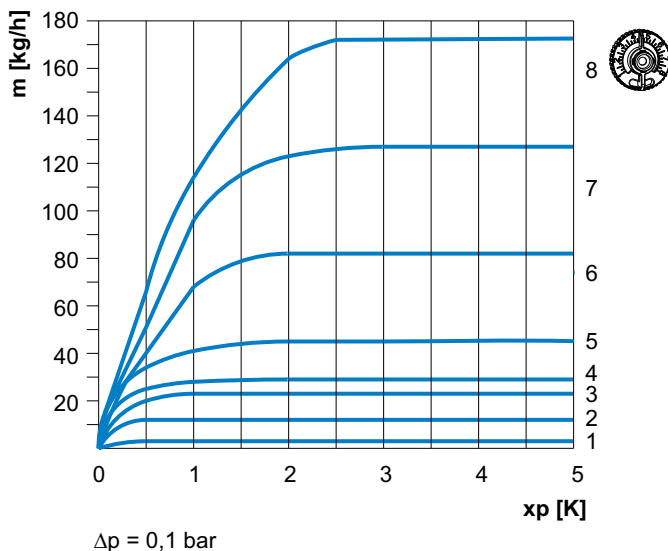
1. Long-life double O-ring sealing.
2. Strong return spring in combination with high locating force ensures that the valve does not slacken off over time.
3. Valve body made of brass
4. Precise regulating part for accurate stepless presetting.
5. IMI Heimeier M30x1.5 connection technology.
6. Valve insert replaceable using the fitting tool without draining the system.
7. EPDM O-ring

Application

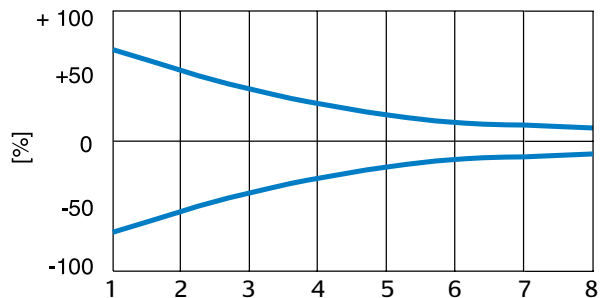
The thermostatic valve body Calypso F-exact is applied in two-pipe pumped hot-water heating system with normal to high temperature spread. The valve has a wide flow range as well as optimised noise behaviour and very tight flow tolerances. In extensive systems, even water distribution should be maintained not only during specified normal operation, but also after a drop in room temperature or a break in operations, in order to avoid under or over-supply to parts of the system. To achieve this, the valve characteristic is designed so that the radiator mass-flow does not exceed about 1.3 times the nominal flow even at Preset 8 and with a fully-open valve.

Corresponding to the standards EnEV and DIN V 4701-10, Calypso F-exact thermostatic valve bodies can be designed with a p-band of up to max. 1 K or max. 3 K.

Optimized flow restriction



Lowest flow tolerances

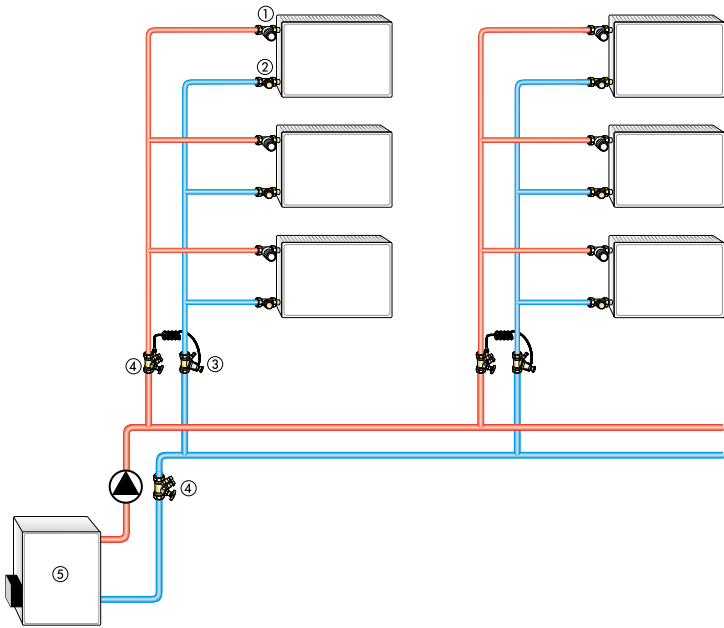


Noise behaviour

To ensure low-noise performance, the following conditions must be met:

- On the basis of experience, the differential pressure over the thermostatic valves should not exceed about 20 kPa = 200 mbar = 0.2 bar. If in designing the system, higher transient differentials might be experienced in the part-load flow range, differential pressure control equipment such as a STAP Differential Pressure Controller or Hydrolux bypass valves can be used (see diagram for noise characteristic curve).
- Mass-flow must be correctly adjusted.
- The system must be completely deaerated.

Sample application



1. Calypso F-exact thermostatic valve body
2. Regutec lockshield
3. STAP differential pressure controller
4. STAD balancing valve
5. Boiler

Notes

- To avoid damage and the formation of scale deposit in the hot-water heating system, the composition of the heat transfer medium should be in accordance with the VDI guideline 2035. For industrial and long-distance energy systems, see the applicable codes VdTÜV and 1466/AGFW FW 510. A heat transfer medium containing mineral oils, or any type of lubricant containing mineral oil can have extremely negative effects and usually lead to the disintegration of EPDM seals. When using nitrite-free frost and corrosion resistance solutions with an ethylene glycol base, pay close attention to the details outlined in the manufacturers' documentation, particularly concerning concentration and specific additives.
- Flush the system before changing thermostatic valves in heavy polluted existing systems.
- The thermostatic valve bodies can be used with all IMI Heimeier thermostatic heads and IMI Heimeier or IMI TA thermal actuators or motorized. The optimal tuning of the components guarantees maximum safety. When using actuators from other manufacturers, make sure that the pressure power is appropriate for thermostatic valve bodies with soft sealing valve discs.

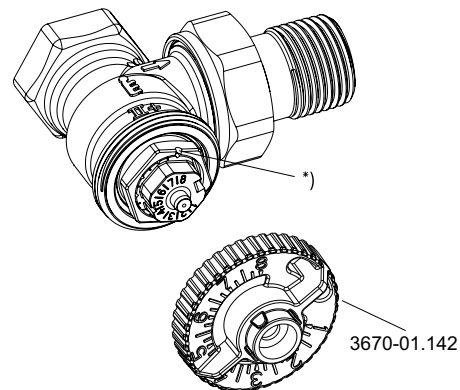
Operation

Presetting

The presetting can be selected steplessly between 1 and 8. There are 7 additional marks between the preset values, thus enabling exact setting. Setting 8 corresponds to the standard setting (factory setting). The technician can undertake or change the setting with the setting key or spanner (13 mm). This ensures unauthorised persons cannot tamper with the setting.

- Plug the setting key or universal key into the valve insert and turn until it engages in position.
- Turn the index of the desired setting value to the index figure of the valve insert.
- Withdraw the key. The setting on the valve insert is visible from the actuating direction (see fig.).

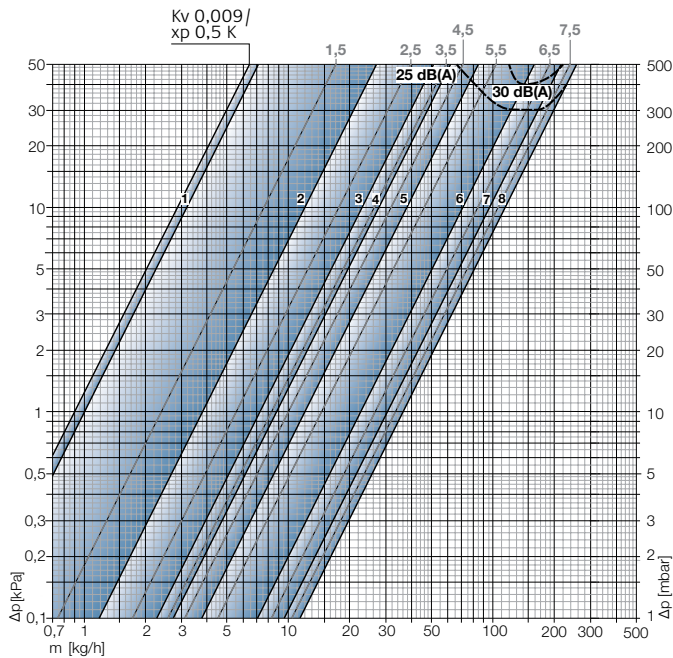
Front-end visibility



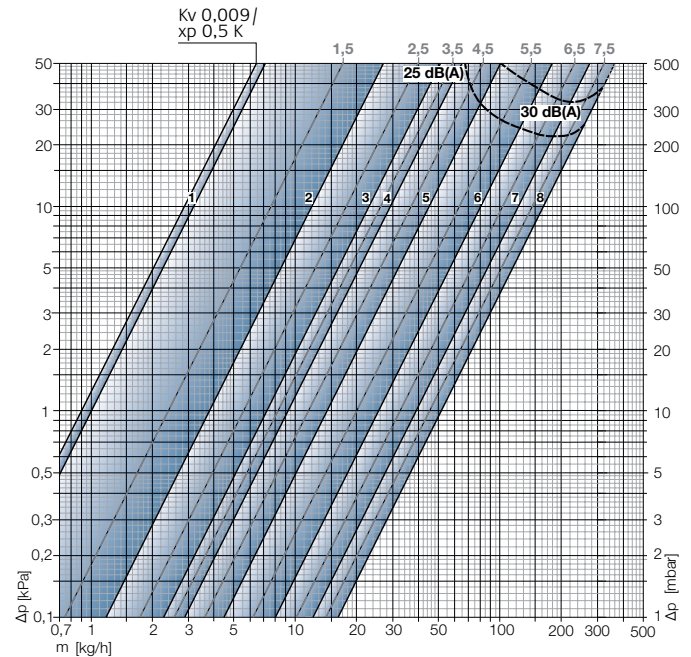
*) Index

Technical data

Diagram, valve body with thermostatic head
P-band [xp] 1.0 K



P-band [xp] 2.0 K



		Presetting															Permitted differential pressure, during which the valve is kept closed Δp [bar]	
		1	1,5	2	2,5	3	3,5	4	4,5	5	5,5	6	6,5	7	7,5	8	Th.-head	EMO T/TM EMOTec TA-TRI TA-Slider 160
P-band [xp] 1.0K	Kv value	0,010	0,024	0,038	0,056	0,073	0,083	0,087	0,101	0,120	0,144	0,225	0,262	0,304	0,334	0,361	1,0	3,5
P-band [xp] 2.0K	Kv value	0,010	0,024	0,038	0,056	0,073	0,083	0,092	0,117	0,142	0,201	0,259	0,324	0,389	0,455	0,520		
Fully open valve disc*		0,010	0,024	0,038	0,056	0,073	0,083	0,092	0,117	0,142	0,224	0,261	0,345	0,398	0,486	0,544**		
Flow tolerance ± [%]		70	70	55	55	40	40	30	30	20	20	15	15	12	12	10		

*) The values are valid for on/off regulation with, for example, thermo actuator EMO T.

***) Fully open valve.

Kv/Kvs = m³/h at a pressure drop of 1 bar.

Sample calculation

Target:

Setting range

Given:

Heat flow Q = 1308 W

Temperature spread Δt = 15 K (65/50 °C)

Pressure loss, thermostatic valve ΔpV = 110 mbar

Solution:

Mass flow m = Q / (c · Δt) = 1308 / (1,163 · 15) = 75 kg/h

Setting range from Diagram:

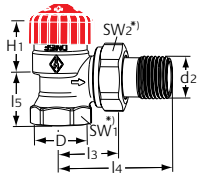
With P-band max. 1.0 K: 6

With P-band max. 2.0 K: 5.5

$$Cv = \frac{Kv}{0,86}$$

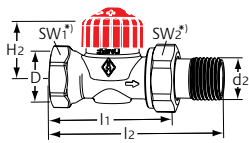
$$Kv = Cv \cdot 0,86$$

Articles



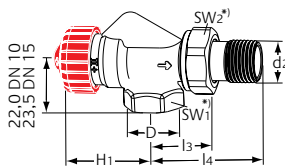
Angle

DN	D	d2	I3	I4	I5	H1	Kv p-band max. 2 K	Kvs	EAN	Article No
10	Rp3/8	R3/8	24	49	20	24	0,010-0,520	0,544	4024052055722	3651-01.000
15	Rp1/2	R1/2	26	53	23	23,5	0,010-0,520	0,544	4024052055821	3651-02.000



Straight

DN	D	d2	I1	I2	H2	Kv p-band max. 2 K	Kvs	EAN	Article No
10	Rp3/8	R3/8	50	76	22,5	0,010-0,520	0,544	4024052055920	3652-01.000
15	Rp1/2	R1/2	55	83	22,5	0,010-0,520	0,544	4024052056026	3652-02.000



Axial

DN	D	d2	I3	I4	H1	Kv p-band max. 2 K	Kvs	EAN	Article No
10	Rp3/8	R3/8	24,5	50	34,5	0,010-0,520	0,544	4024052055524	3650-01.000
15	Rp1/2	R1/2	26	53	34,5	0,010-0,520	0,544	4024052055623	3650-02.000

*) SW1: DN 10 = 22 mm, DN 15 = 27 mm
SW2: DN 10 = 27 mm, DN 15 = 30 mm

Values H1 and H2 are at the bearing surface thermostatic head or actuator.

Kvs = m³/h at a pressure drop of 1 bar and fully open valve.

Kv [xp] max. 2 K = m³/h at a pressure drop of 1 bar with thermostatic head.

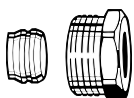
Accessories



Setting key

For V-exact II from 2012, Calypso exact, Calypso TRV-3, Calypso F-exact and Vekolux.
Color grey.

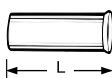
EAN	Article No
4024052035823	3670-01.142



Compression fitting

for copper or precision steel pipe according to DIN EN 1057/10305-1/2. Internal thread connection Rp3/8 – Rp1/2. Metal-to-metal joint. Brass nickel-plated. Support sleeves should be used for a pipe wall thickness of 0.8 – 1 mm. Follow the specifications of the pipe manufacturer.

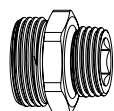
Ø Pipe	DN	EAN	Article No
12	10 (3/8")	4024052174614	2201-12.351
14	15 (1/2")	4024052174713	2201-14.351
15	15 (1/2")	4024052175017	2201-15.351
16	15 (1/2")	4024052175116	2201-16.351



Support sleeve

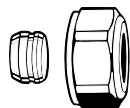
for copper or precision steel pipe with a 1 mm wall thickness.
Brass.

Ø Pipe	L	EAN	Article No
12	25,0	4024052127016	1300-12.170
15	26,0	4024052127917	1300-15.170
16	26,3	4024052128419	1300-16.170
18	26,8	4024052128815	1300-18.170

**Double connection fitting**

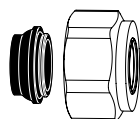
For clamping plastic, copper, precision steel or multi-layer pipes.
Nickel-plated brass.

	L	EAN	Article No
G3/4 x R1/2	26	4024052308415	1321-12.083

**Compression fitting**

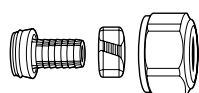
for copper or precision steel pipe according to DIN EN 1057/10305-1/2. Connection external thread G3/4 according to DIN EN 16313 (Eurocone). Metal-to-metal joint. Nickel-plated brass. With a pipe wall thickness of 0.8-1 mm insert supporting sleeves. Heed pipe manufacturer's technical advice.

Ø Pipe	EAN	Article No
12	4024052214211	3831-12.351
14	4024052214310	3831-14.351
15	4024052214617	3831-15.351
16	4024052214914	3831-16.351
18	4024052215218	3831-18.351

**Compression fitting**

for copper or precision steel pipe according to DIN EN 1057/10305-1/2 and stainless steel pipe. Connection external thread G3/4 according to DIN EN 16313 (Eurocone). Soft sealed, max. 95°C. Nickel-plated brass.

Ø Pipe	EAN	Article No
15	4024052515851	1313-15.351
18	4024052516056	1313-18.351

**Compression fitting**

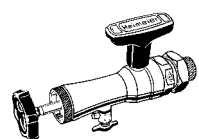
for plastic pipe according to DIN 4726, ISO 10508.
PE-X: DIN 16892/16893, EN ISO 15875;
PB: DIN 16968/16969.
Connection external thread G3/4 according to DIN EN 16313 (Eurocone). Nickel plated brass.

Ø Pipe	EAN	Article No
12x1,1	4024052136018	1315-12.351
14x2	4024052134618	1311-14.351
16x1,5	4024052136117	1315-16.351
16x2	4024052134816	1311-16.351
17x2	4024052134915	1311-17.351
18x2	4024052135110	1311-18.351
20x2	4024052135318	1311-20.351

**Compression fitting**

for Alu/PEX multi-layer pipe according to DIN 16836.
Connection external thread G3/4 according to DIN EN 16313 (Eurocone). Nickel-plated brass.

Ø Pipe	EAN	Article No
16x2	4024052137312	1331-16.351
18x2	4024052137411	1331-18.351

**Fitting tool**

complete with case, box spanner and replacement seals, for replacing thermostatic inserts without draining off the heating system (for DN 10 to DN 20).

	EAN	Article No
Fitting tool	4024052298914	9721-00.000

**Replacement thermostatic insert**

Calypso F-exact

	EAN	Article No
	4024052056125	3650-00.300

**Replacement thermostatic insert for reversed flow direction**

For thermostatic valve bodies with II marking, from 2012 and II+ marking, from 2015.

	EAN	Article No
	4024052951611	3700-24.300

Other accessories, see catalogue leaflet "Accessories and spare parts for thermostatic radiator valves".