

**Climate
Control**

IMI Pneumatex

Simply Vento



Cyclonic vacuum degassing
For heating systems

Simply Vento

Simply Vento is a cyclonic vacuum degasser for heating systems. Through the process of rotating the water in a special cyclonic vacuum vessel, the gases are separated completely from the water. Its use is particularly recommended where performance, compact design and precision are required. The **BrainCube Connect** control panel allows a new level of connectivity, enabling communication with the BMS system, other BrainCubes as well as remote operation of the pressurisation system through live viewing.



Key features

Higher Efficiency Cyclonic vacuum degassing

Significantly higher efficiency than most other vacuum degassing systems.

Compact design for floor and wall hanging installation

Remote Access and Troubleshooting
Integrated standard connections to our IMI Webserver and to BMS.

Optional sound-absorbing wall bracket

For installation locations particularly sensitive to structure-borne sound

Plug & Play installation and start-up

Connect unit to the installation
Plug in power supply
Follow the instructions displayed on the BrainCube

Technical description – Control unit TecBox

Applications:

Heating systems. For systems according to EN 12828, SWKI HE301-01, EN 12976, ENV 12977, EN 12952, EN 12953,

Media:

Non-aggressive and non-toxic system media. Ethylene or propylene glycol-based antifreeze up to 50%.

Pressure:

Min. admissible pressure, PS_{min} : -1 bar
Max. admissible pressure, PS: 10 bar

Temperature:

Min. admissible temperature, t_{Smin} : 0°C
Max. admissible temperature, t_{Smax} : 90°C
Max. admissible ambient temperature, t_{Amax} : 40°C
Min. admissible ambient temperature, t_{Amin} : 0°C

Supply voltage:

1 x 230 V ($\pm 10\%$) / 50 Hz

Electrical connections:

Onsite fuses according to power demand and local norms
3 potential free outputs (NO) for external alarm indication (230V max. 2A)
1 RS 485 In/Output
1 Ethernet RJ45 plug socket
1 USB Hub plug socket

Enclosure class:

IP54 according to EN 60529

Mechanical connections:

Sin1: inlet from the system G1/2"
Sout: outlet to the system G1/2"

Material:

Metal components with medium contact: carbon steel, cast iron, stainless steel, AMETAL®, brass, gun metal.

Transportation and storage:

In frostless, dry places.

Standard:

Constructed according to MD 2006/42/EC, Annex II 1.A
EMC-D. 2014/30/EU

Function, Equipment, Features

Control unit TecBox

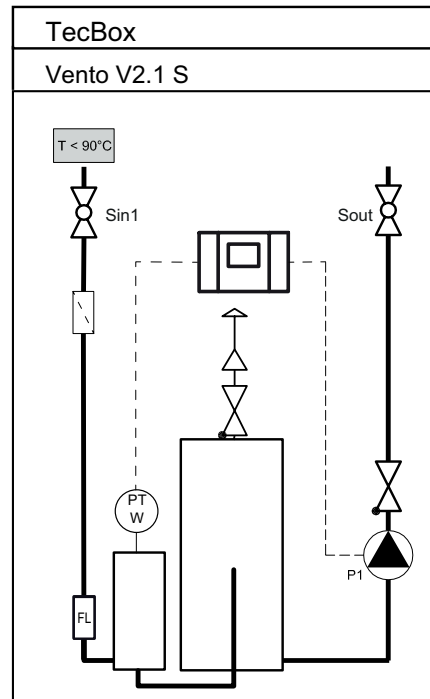
- BrainCube Connect control for an intelligent, fully automatic, safe system operation. Self-optimising with memory function.
- Resistive 3.5" TFT illuminated colour touch display. Web-based interface with remote control and live view. User-friendly, operation-orientated menu layout with slide and tap operation, step-by-step start up procedure guide and direct help in pop-up windows. Representation of all relevant parameters and operation status in plain text and/or graphical, multilingual.
- Standardised integrated connections (Ethernet, RS 485) to the IMI webserver and BMS (Modbus and IMI Pneumatex protocol).
- Software updates and data logging possible via USB connection
- Data logging and system analysis, chronological message memory with prioritisation, remotely controllable with live view.
- High quality metal cover.

Vacuum Degassing

- Flow capacity of approx. 200 l/h for system degassing.
- Vacusplit: Degassing programs for permanent operation with cyclonic technology. Gas under saturation of system water of nearly 100%.
- Oxystop degassing: Safely degasses system in a specially designed cyclone vessel (inside the Tecbox). Protects the system against corrosion.

Principle scheme

Simply Vento

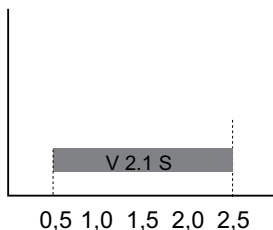


DNe standard values for connection pipes for Simply Vento

		Simply Vento
Length up to approx. 10 m	DNe	25
Length up to approx. 20 m	DNe	25
Length up to approx. 30 m	DNe	32

Quick selection

Operation range dpu
Type

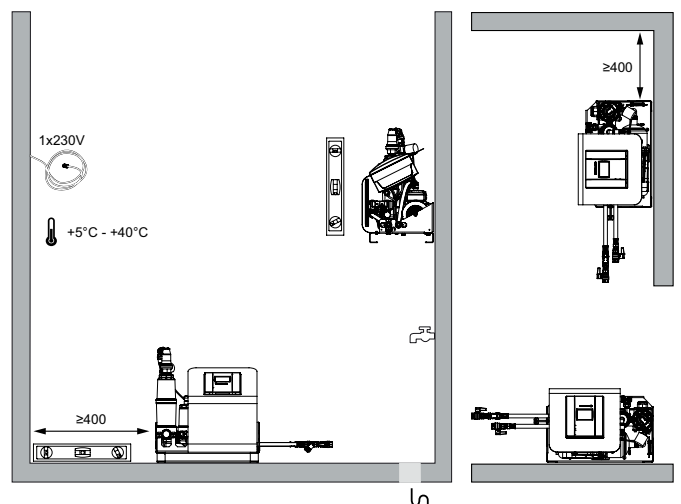


dpu

		Simply Vento
dpu min.	bar	0.5
dpu max.	bar	2.5

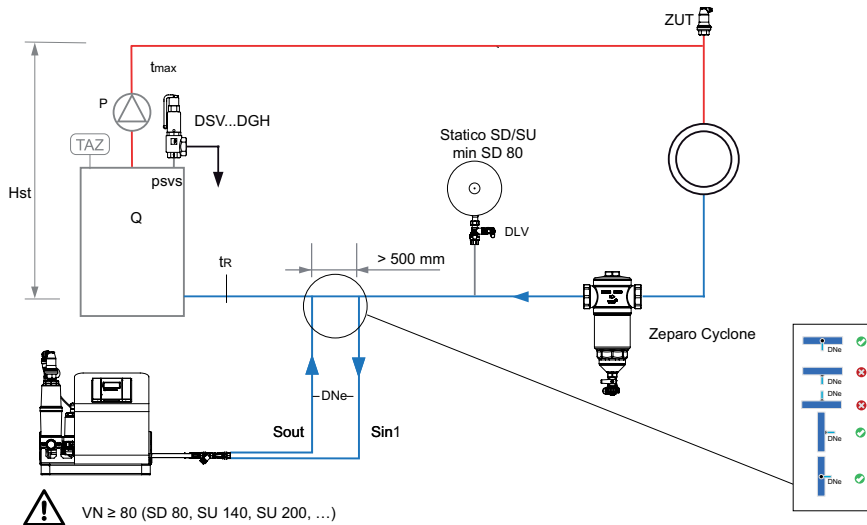
Installation

Simply Vento



Application examples

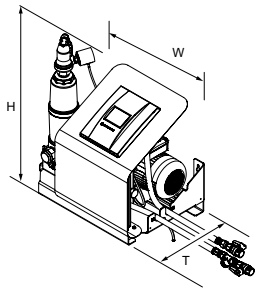
Example for heating systems, return temperature $t_r \leq 90^\circ\text{C}$
 (May require changes to meet local legislation)



Zeparo

Air vent Zeparo ZUT or ZUP at each high point for venting during the filling and during the draining process.
 Zeparo Cyclone: Separator for sludge and magnetite in each system in the main return to the heat generator.

Control unit TecBox, Simply Vento Heating



Simply Vento

Cyclonic vacuum degassing unit. 1 pump, cyclonic vacuum degassing unit and BrainCube Connect control.

2 connection hoses with ball valves. Connections G1/2"

Type	W	H	T	m	Pel [kW]	VNd [m ³]	SPL [dB(A)]	dpu [bar]	EAN	Article No
10 bar (PS)										
V 2.1 S	520	575	350	30	0,75	10	~55*	0,5 - 2,5	7640161642287	303030-10400

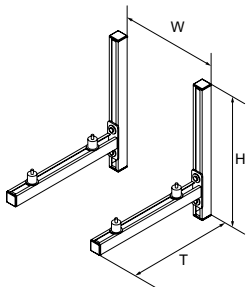
VNd = Water capacity for which a device is rated

Pel = Electric load

dpu = Working pressure range

*) Pump operation

Sound-absorbing wall bracket for Vento VS/VF Connect



Wall bracket WB VSF

Sound-absorbing wall bracket for Simply Vento Connect and Vento Compact Connect.

Reliably reduces the transmission of structure-borne sound from the unit to the mounting wall to a minimum.

Type	W *	H	T	m	EAN	Article No
				[kg]		
WB VSF	376	500	520	7,5	7640161644557	301032-30021

*) = Centre-to-centre distance for optimum mounting